


Spelling choice  
Board  
and  
activity  
sheets



**Freebie!**

Creative to the Core

[www.teachcreativetothecore.com](http://www.teachcreativetothecore.com)


[www.creativetothecore.wordpress.com](http://www.creativetothecore.wordpress.com)

<http://www.teacherspayteachers.com/>

[Store/Creativetothecore](http://www.teacherspayteachers.com/Store/Creativetothecore)

facebook

Pinterest



# Spelling Choice Board


<p><b>Spelling Word Find</b></p> <p>Create a word find using the "Spelling Word Find" sheet. Give it to a classmate to solve.</p>	<p><b>Secret Agent Words</b></p> <p>Convert 10 of your spelling words to a secret code. Use the "Secret Agent Words" sheet to complete this task. Give it to a classmate to solve.</p>	<p><b>Hide the Words</b></p> <p>Draw a picture of your favorite place and illustrate it with at least 7 colors. Hide your words in the picture. Give it to a classmate to solve.</p>
<p><b>Pyramid Words</b></p> <p>Write all of your spelling words one letter at a time in the form of a pyramid.</p> <p>Example:</p> <p>d do dog</p>	<p><b>Make a Set of Flashcards</b></p> <p>Create a set of flashcards using the "Flashcards" sheet. Review your spelling words with a classmate.</p>	<p><b>Make a Comic Strip</b></p> <p>Make a comic strip using at least 10 of your spelling words. Use the "Create a Comic Strip" sheet to complete this task.</p>
<p><b>Sort it</b></p> <p>Use the "Sort it!" sheet to sort your spelling words into three groups. Label your groups by name. Examples: vowel sounds, parts of speech, number of letters, etc.</p>	<p><b>Write it Right!</b></p> <p>Write all of your spelling words five times each in your best handwriting.</p>	<p><b>Make a Collage</b></p> <p>Create a collage of all of your spelling words using art supplies or magazines. Find pictures or illustrate examples for each word.</p>


# Spelling Word Find

Your Name \_\_\_\_\_


Classmate's Name \_\_\_\_\_


Word Box





# Secret Agent Words



Your Name \_\_\_\_\_

Classmate's Name \_\_\_\_\_

## SECRET CODE:

A	B	C	D	E	F	G	H	I	J	K	L	M
1	2	3	4	5	6	7	8	9	10	11	12	13
N	O	P	Q	R	S	T	U	V	W	X	Y	Z
14	15	16	17	18	19	20	21	22	23	24	25	26

1	Answer:
---	---------

2	Answer:
---	---------

3	Answer:
---	---------

4	Answer:
---	---------

5	Answer:
---	---------

6	Answer:
---	---------

7	Answer:
---	---------

8	Answer:
---	---------

9	Answer:
---	---------

10	Answer:
----	---------

Bonus Word	Answer:
------------	---------

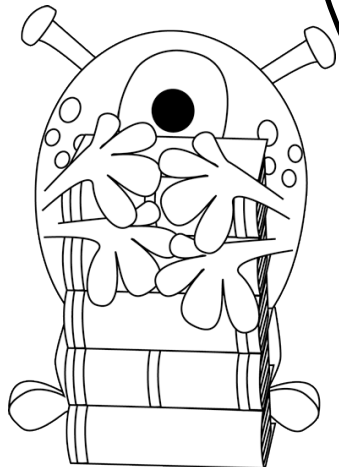
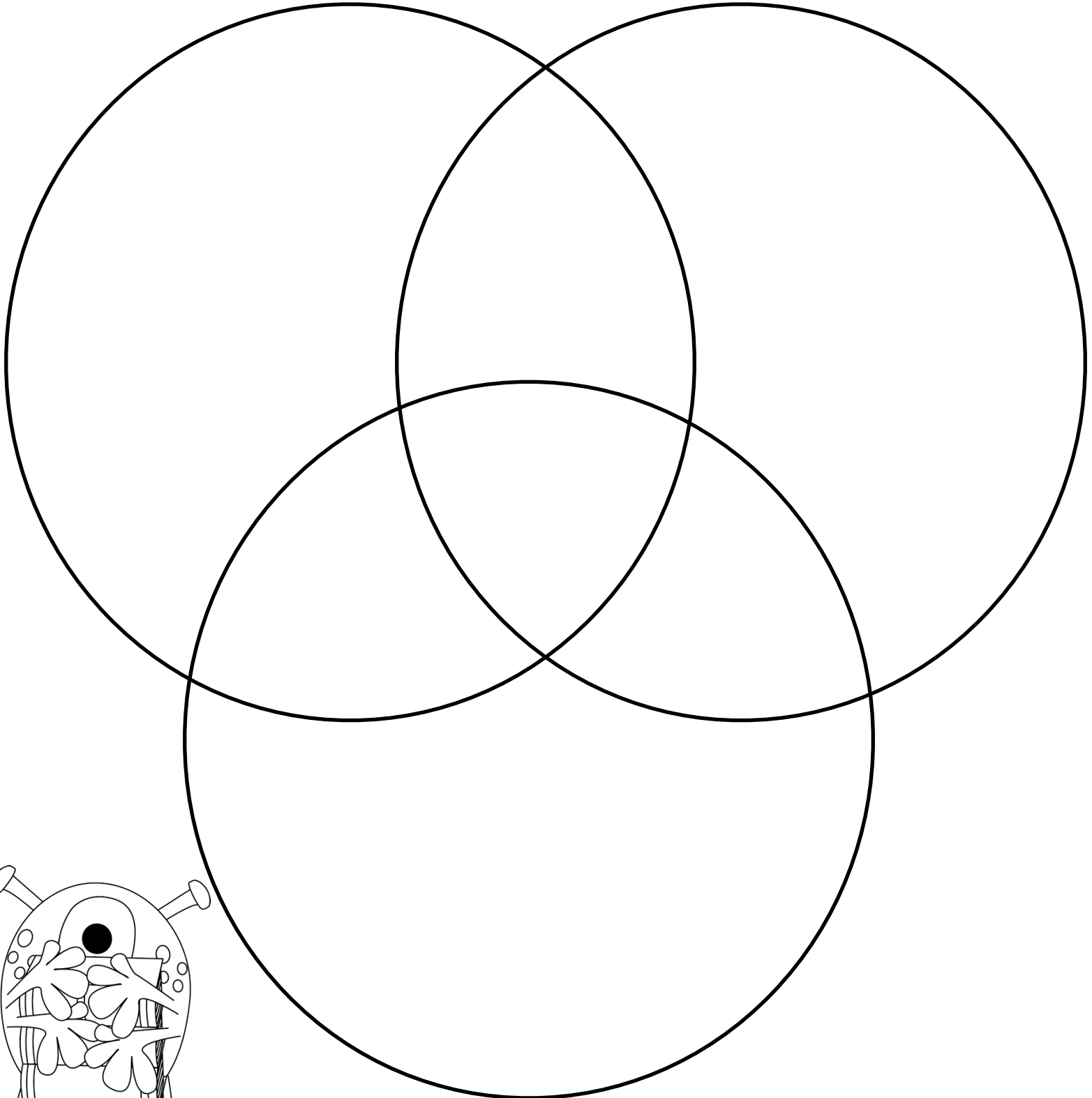
# Flashcards


# Create a Comic Strip

Name \_\_\_\_\_


# Sort it!

Name \_\_\_\_\_



# Thank You

For Fonts:  
KindergartenWorks

[http://  
www.teacherspayteachers.com/  
Product/KindergartenWorks-Font-  
Leslies-Hand-327383](http://www.teacherspayteachers.com/Product/KindergartenWorks-Font-Leslies-Hand-327383)

The Little Piggy Reads

[http://  
www.teacherspayteachers.com/  
Store/This-Little-Piggy-Reads](http://www.teacherspayteachers.com/Store/This-Little-Piggy-Reads)



WE HAVE EXCITING NEWS!

WE ARE NOW OFFERING PREMIUM HIGH RESOLUTION  
CLIP ART IN OUR NEW STORE:

[WHIMSY  
CLIPS](http://www.whimsyclips.com)

And as always a special thanks to  
[www.mycutegraphics.com](http://www.mycutegraphics.com) Visit her  
teacher pay teacher's site at

[http://  
www.teacherspayteachers.com/  
Store/Whimsy-Clips](http://www.teacherspayteachers.com/Store/Whimsy-Clips)